

www.kreativeflugel.com


# Kreative Flügel

## 1/72 DECALS

Kfir CE FAE & Kfir C12 FAC, A-37 B FAE (Vietnam camouflage),  
A-37 B FAE (Cenepa camouflage)  
Alouette III FAE 969 - Alouette III FAE 397 - Alouette III FAE 969



Scan QR code to download all the schemes  
for the decals of this project




## K-fir CE FAE

License plates 906 o 908

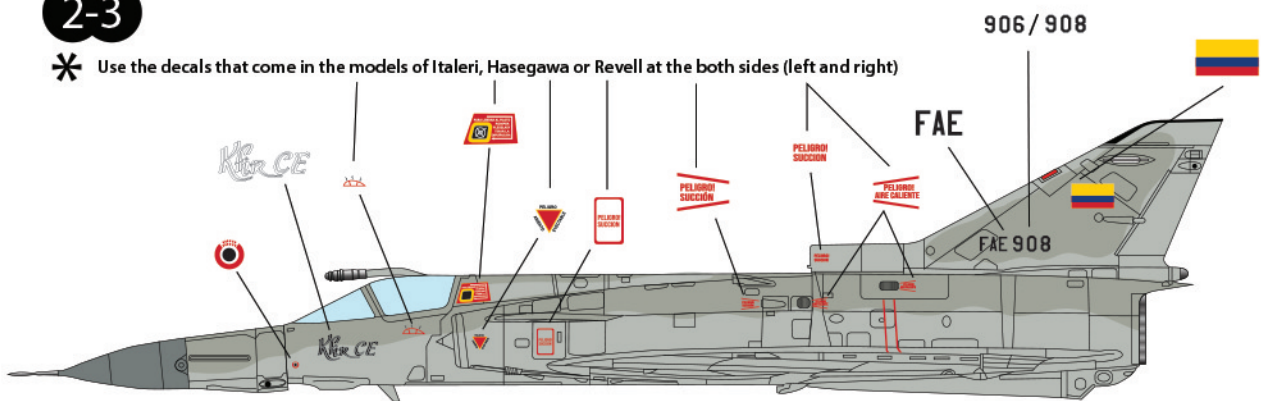
There were no national insignia in the squadron K-fir CE of Ecuador, only the flags in the tail rudder on both sides. In the belly of fuselage, just paint air brakes in red, the same as on the upper surface. Numbers of small number plates are applied on the front cover of forward landing gear, and the larger ones on the tail rudder on the two sides.

1



2-3

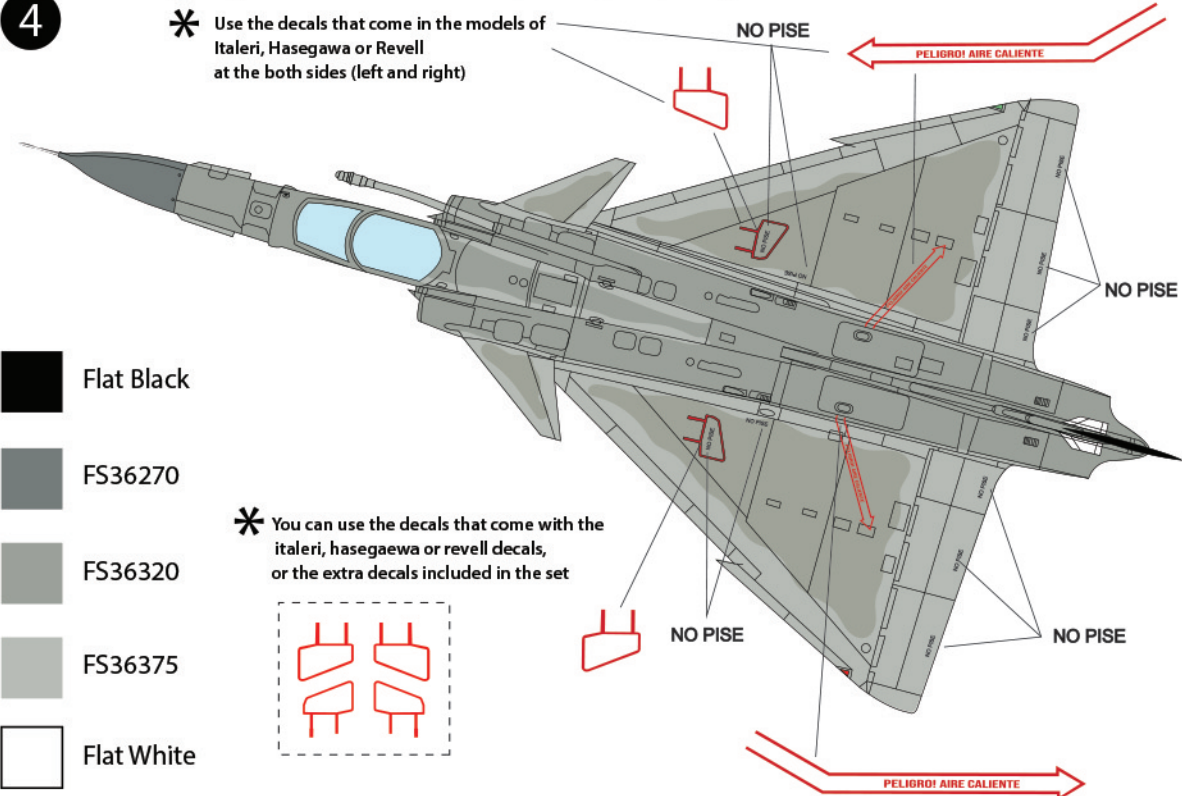
\* Use the decals that come in the models of Italeri, Hasegawa or Revell at the both sides (left and right)



4

\* Application of decals on the two sides, left and right respectively.

\* Use the decals that come in the models of Italeri, Hasegawa or Revell at the both sides (left and right)



## K-fir CE FAE License plates 915

There were no national insignia in the squadron K-fir CE of Ecuador, only the flags in the tail rudder on both sides. In the belly of fuselage, just paint air brakes in red, the same as on the upper surface. Numbers of small number plates are applied on the front cover of forward landing gear, and the larger ones on the tail rudder on the two sides.

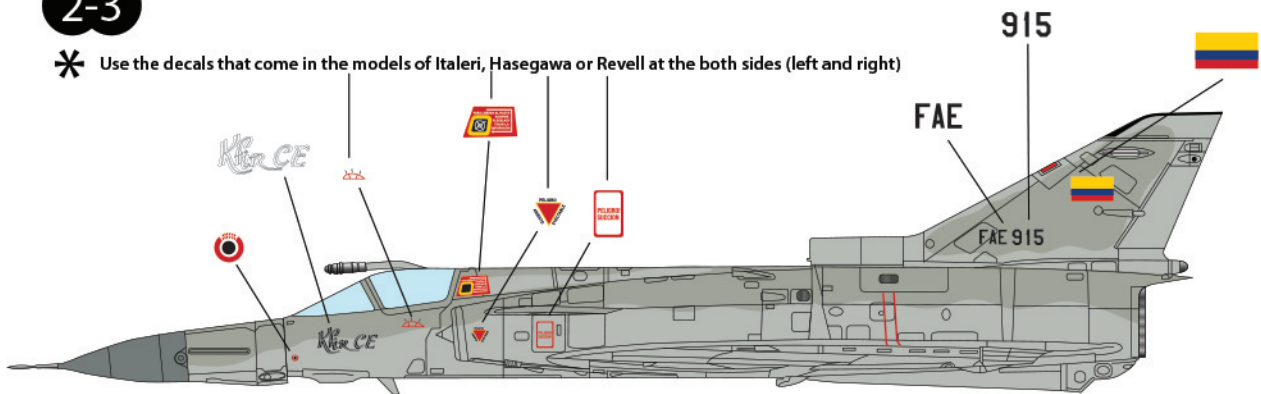
1



915

2-3

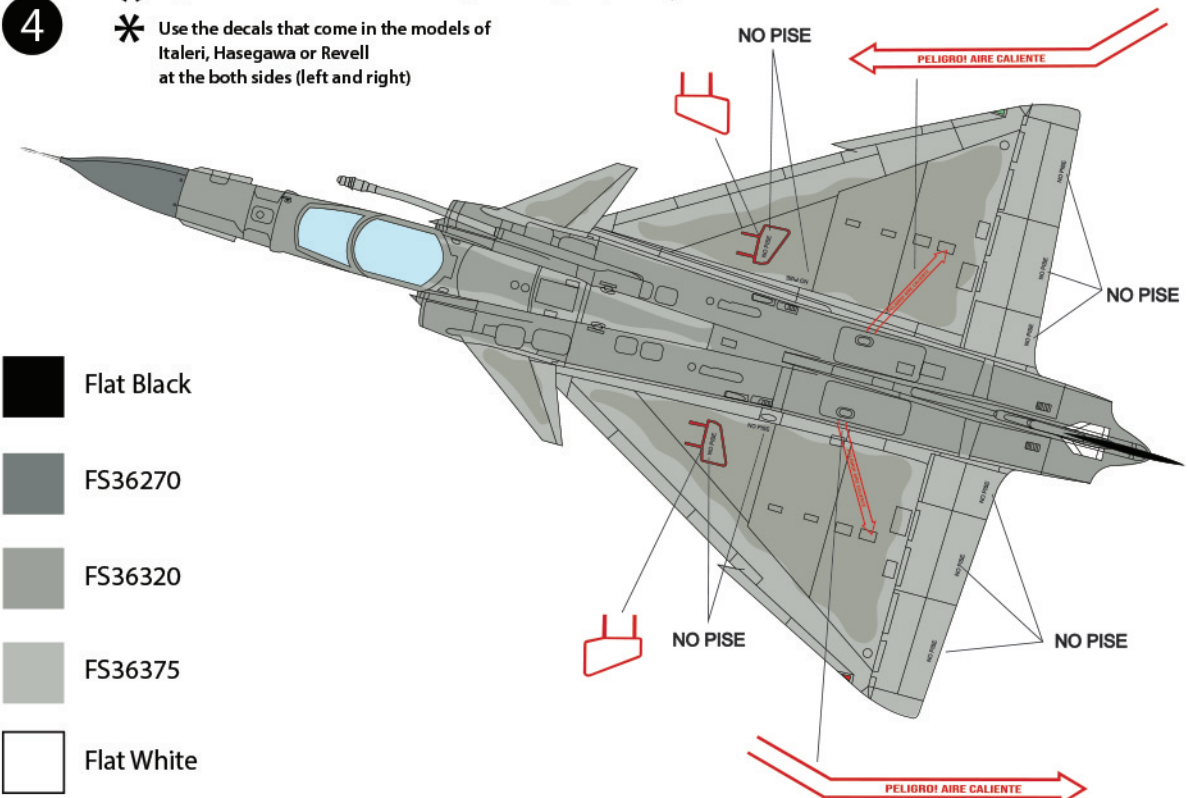
\* Use the decals that come in the models of Italeri, Hasegawa or Revell at the both sides (left and right)



4

\* Application of decals on the two sides, left and right respectively.

\* Use the decals that come in the models of Italeri, Hasegawa or Revell at the both sides (left and right)



Flat Black

FS36270

FS36320

FS36375

Flat White



## References



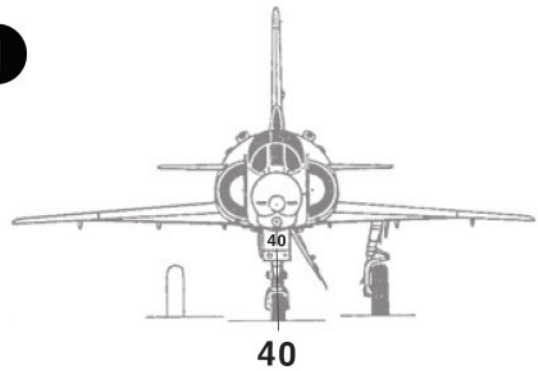


## K-fir C-10 FAC

### License plates 3040

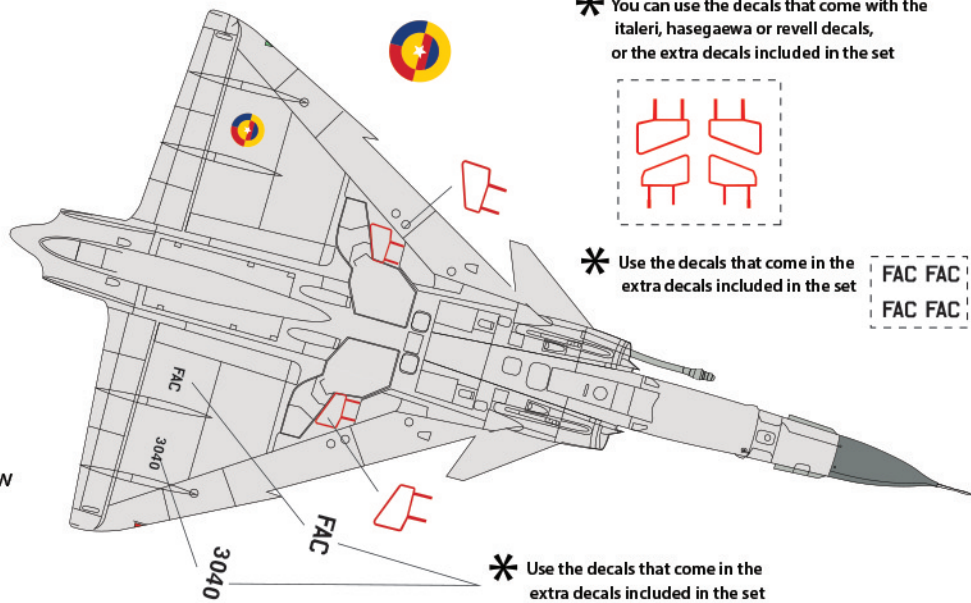
You can change the plates number in the way you know the history of the squadron of K-firs of the Colombian Air Force.

1



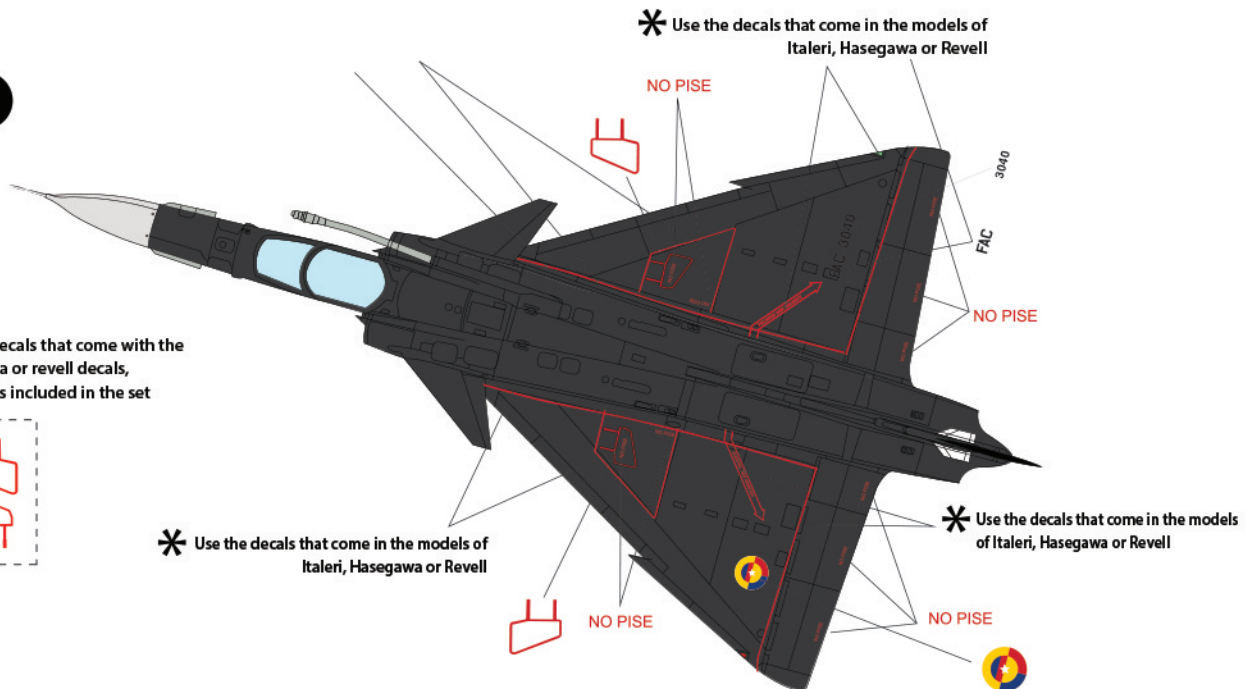
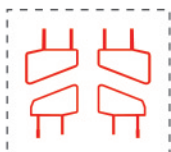
2

-  Flat Black
-  FS36118
-  FS36270
-  FS36622
-  Insignia Yellow



3

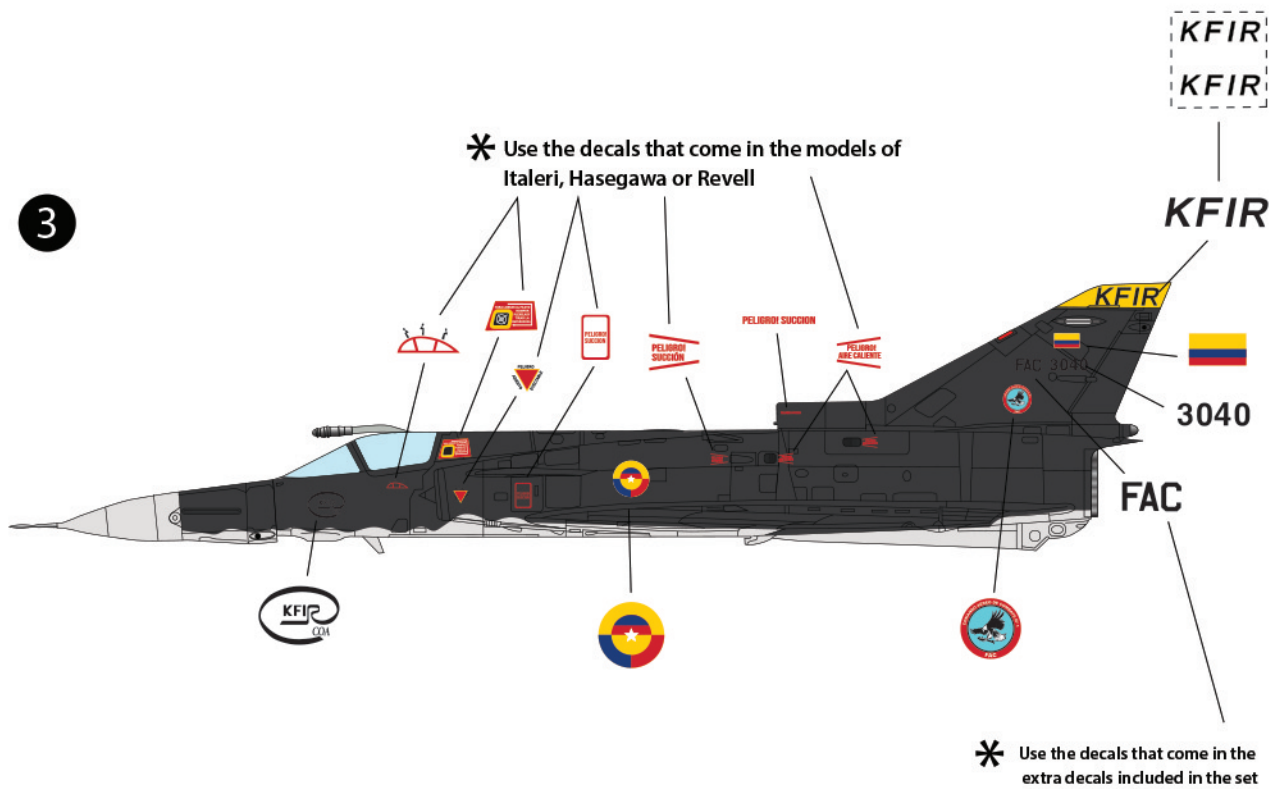
You can use the decals that come with the italeri, hasegawa or revell decals, or the extra decals included in the set



## Kfir C-10 FAC

License plates 3040

\* Use the decals that come in the extra decals included in the set



## References

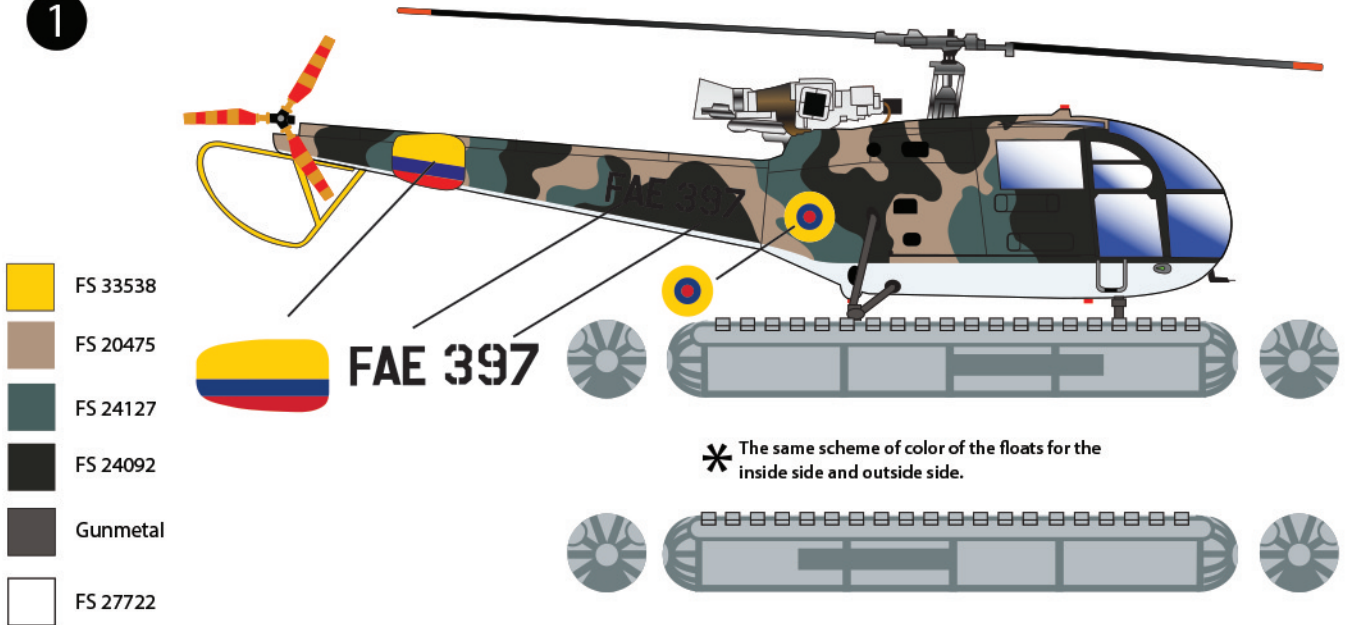




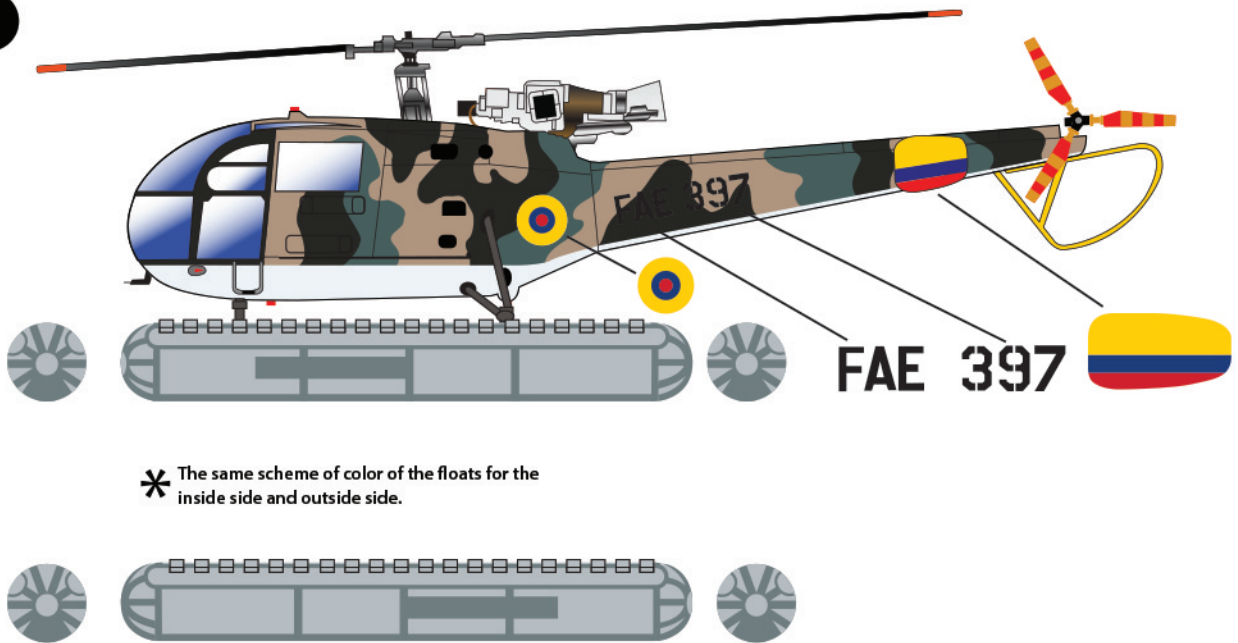
# Alouette III floats FAE

License plates 397



1



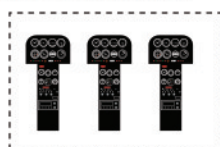
2



## Color Floats

-  MR. Color 324 (Light Gray)
-  Tamiya XF-22 (RLM Gray)

\* You can use the extra decals for the instruments pannel that come with the set.









References



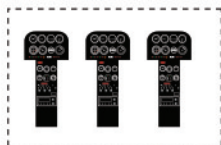
# Alouette III FAE

License plates 367



-  FS 33538
-  FS 20475
-  FS 24127
-  FS 24092
-  FS 27722

\* You can use the extra decals for the instruments pannel that come with the set.









References




# Alouette III FAE

License plates 969



-  FS 33538
-  Flat Red 80% + Flat Orange 20%
-  Flat Black
-  FS 27722

\* You can use the extra decals for the instruments panel that come with the set.



References



© AVIATION-IMAGES.COM/MARY EVANS PICTURE LIBRARY  
MEV-11958358 - agefotostock



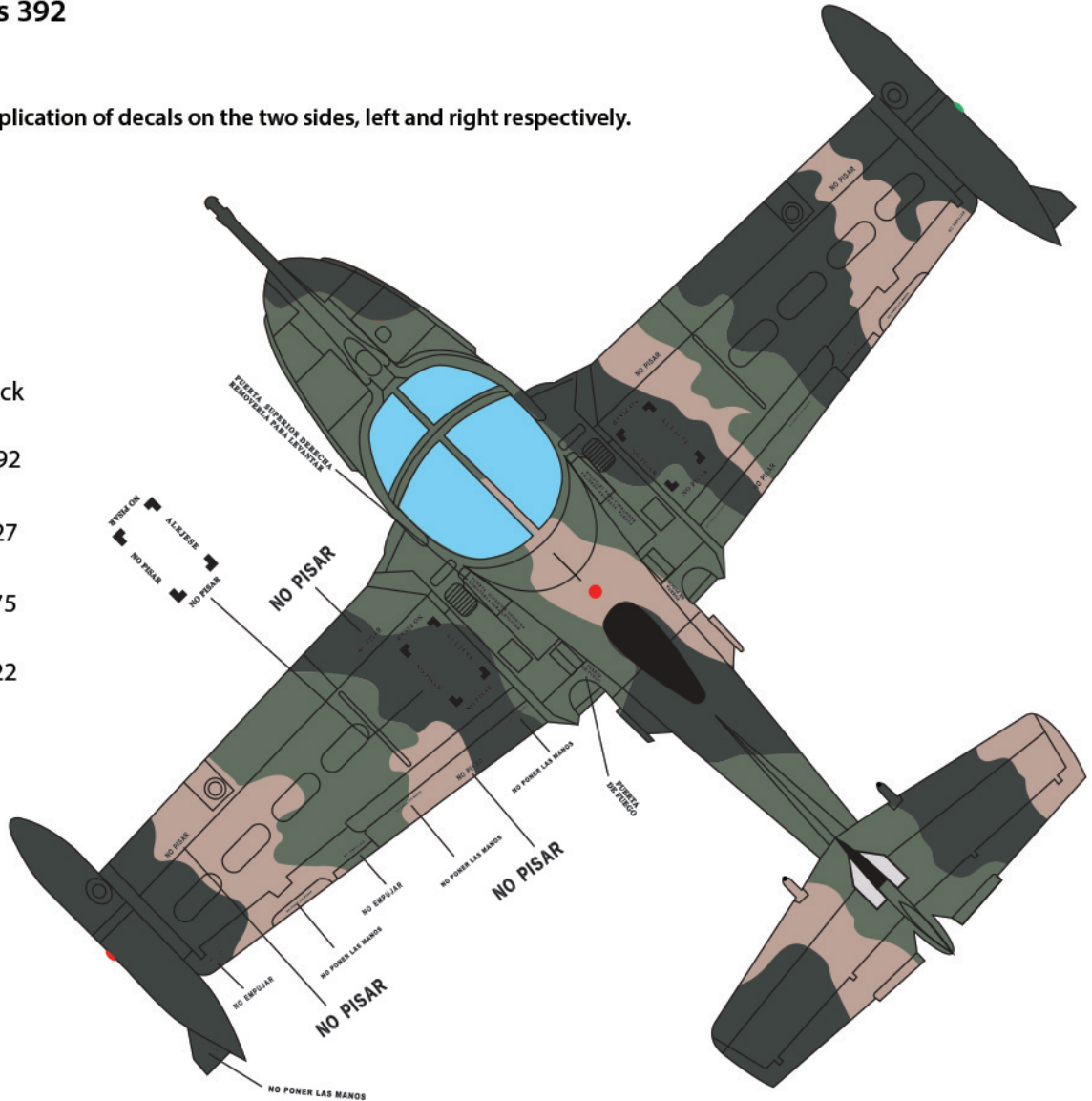


# A-37 Dragonfly FAE Pakisha 1982

License plates 392

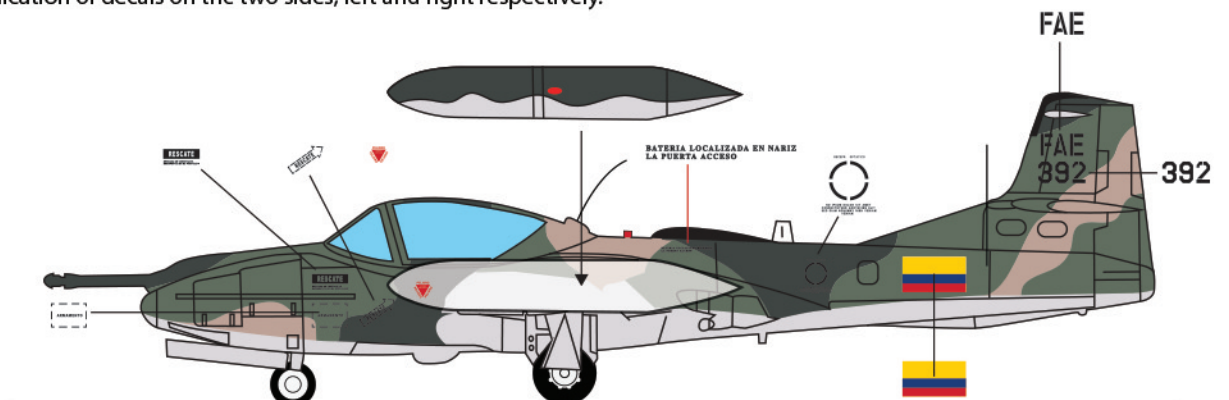
1 ✖ Application of decals on the two sides, left and right respectively.

-  Flat Black
-  FS 24092
-  FS 24127
-  FS 20475
-  FS 27722



2-3

✖ Application of decals on the two sides, left and right respectively.



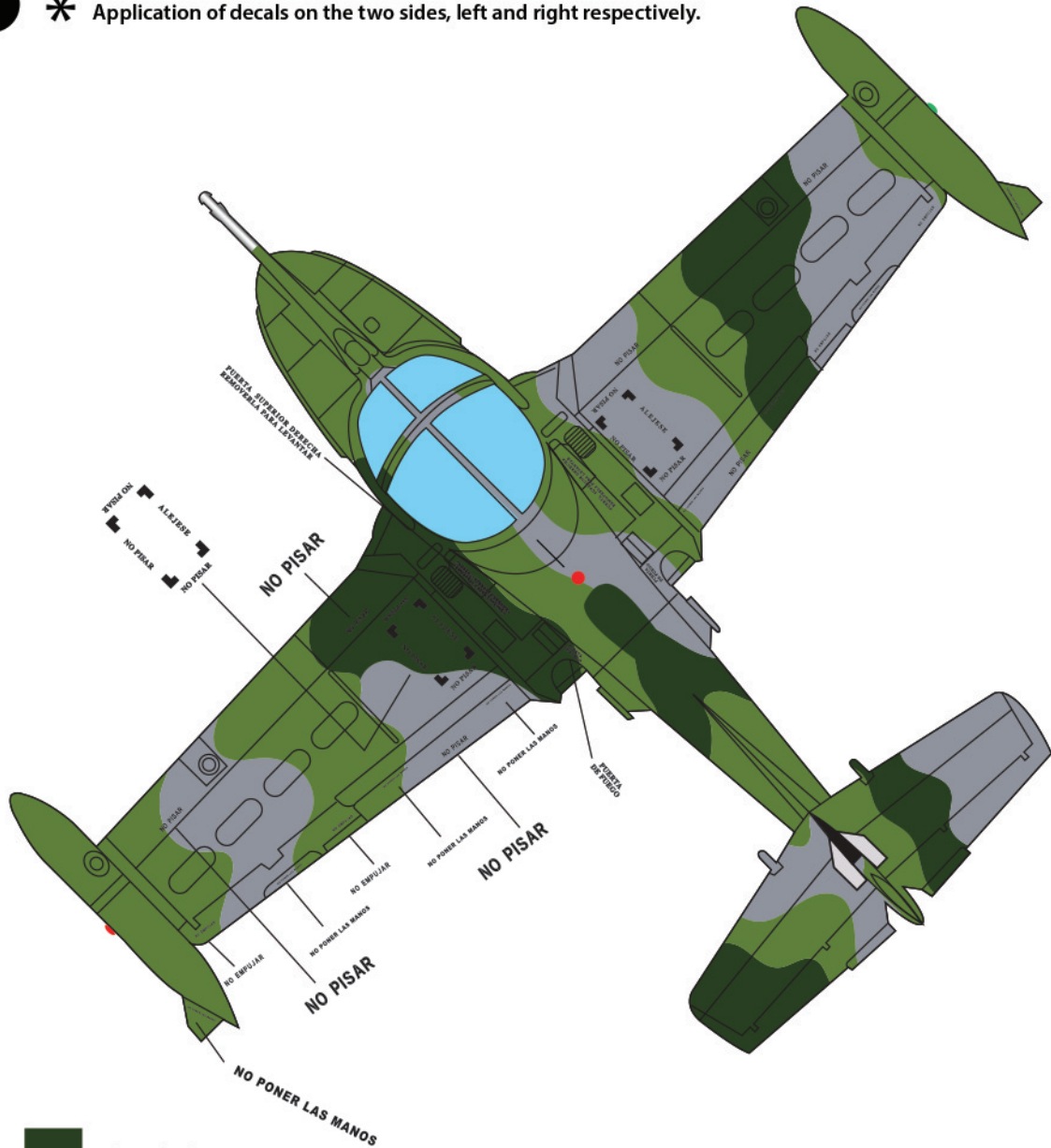
References



# A-37 Dragonfly FAE Cenepa 1995

License plates 392

- 1 \* Application of decals on the two sides, left and right respectively.



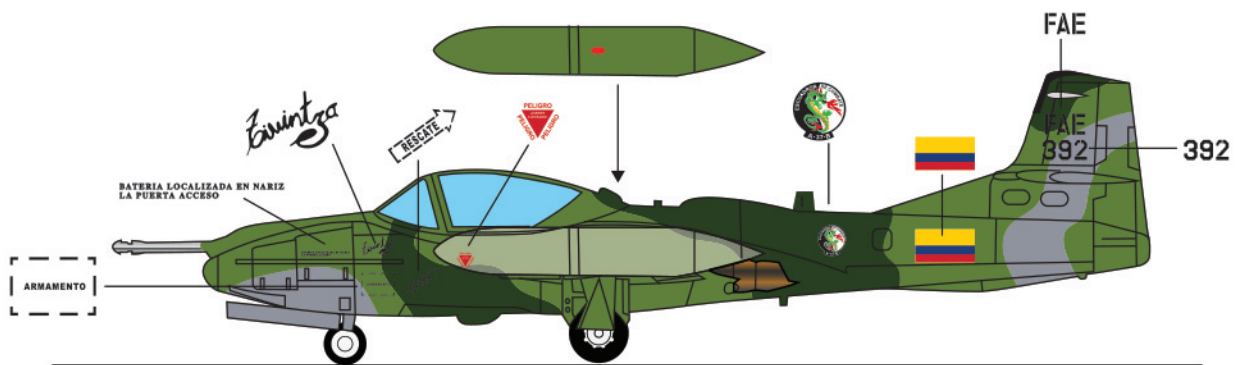
- Flat Black
- FS 34092 Euro I DK Green
- FS 34102 Medium Green
- FS 36081 Euro I. Gray



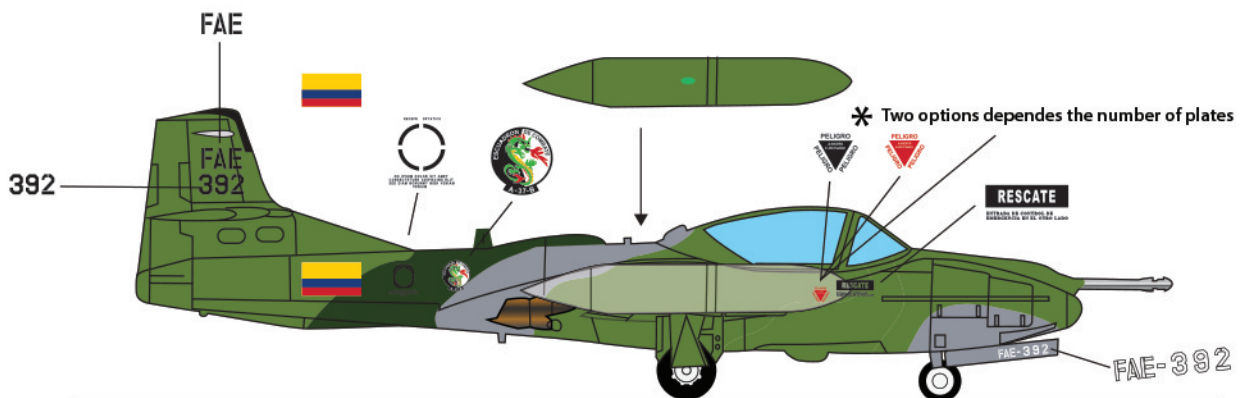
# A-37 Dragonfly FAE Cenepa 1995

License plates 392

2



3



## References



## DO NOT USE THOSE DECALS

**1/72 Kfir CE FAE**

11223344556677889900

**1/72 Kfir C10 FAC**

**1/72 A37B FAE**





## CREDITS

Kreative Flügel (production)

- <https://www.jusamatodesign.com> (Decals and illustration design)

## REFERENCES

- <https://pin.it/2up5baV>

- <https://www.fae.mil.ec/el-kfir-un-avion-de-origen-israeli-pero-con-corazon-ecuatoriano/>

- <https://www.infodefensa.com/texto-diario/mostrar/4129237/colombia-extiende-vida-kfir-2025-espera-nuevo-avion-combate>

- <https://i.pinimg.com/originals/52/9f/8e/529f8e2727eafa4c3db75580780961c6.jpg>

- Edgar Sarmiento (Alouette III with floats)

- Armando Crespo´s model Kit (Alouette III with floats)

- Armando Crespo´s model Kit 367 plate

- <https://www.fae.mil.ec/los-inicios-de-la-aviacion-de-helicopteros-de-la-fuerza-aerea-en-el-ala-de-combate-nro-21/>

- <https://bg.flightsim.to/file/54563/taog-alouette-iii-fae-975-livery>

- <https://www.jetphotos.com/photo/9986307>

- <https://www.facebook.com/FuerzaAereaEc/photos/a.346696738784195/3552010124919491/?type=3>

- <https://www.fae.mil.ec/historia-del-ala-de-combate-nro-23/>

- <https://twitter.com/FuerzaAereaEc/status/1449352157086498819/photo/1>

Scan QR code to download all the schemes  
for the decals of this project

